




SCIENCE




Name _____ Date _____

<p>Specimen</p> <p>_____</p> <p>Magnification _____ X</p>	<p>Specimen</p> <p>_____</p> <p>Magnification _____ X</p>
<p>Specimen</p> <p>_____</p> <p>Magnification _____ X</p>	<p>Specimen</p> <p>_____</p> <p>Magnification _____ X</p>
<p>Specimen</p> <p>_____</p> <p>Magnification _____ X</p>	<p>Specimen</p> <p>_____</p> <p>Magnification _____ X</p>



I ♥ SCIENCE



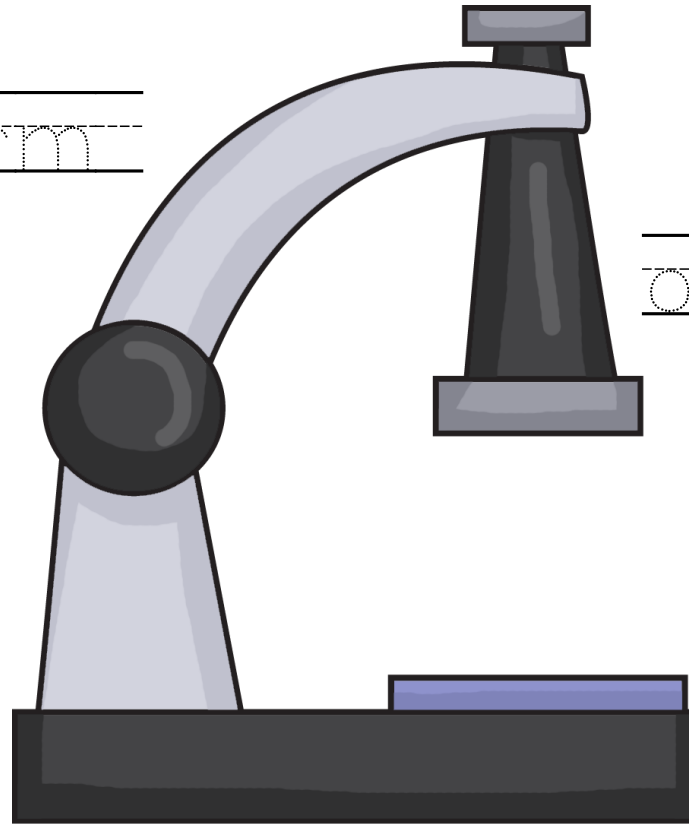
Trace the parts of a microscope labels.

Name _____ Date _____

eyepiece or ocular lens

arm

focus knob



objective lens

light source

base

Credits



Printable PDF by Carolyn Wilhelm of [Wise Owl Factory LLC](#)



[Scrappin' Doodles](#)

Instagram

@scrappindoodles



[Teacher's Clipart](#)



[Surfer Kids Clipart](#)

Wise Owl Factory Carolyn Wilhelm, © 2020. Unauthorized use and/or duplication of this material is strictly prohibited. One picture with a link back may be used provided that full and clear credit is given to Wise Owl Factory and with appropriate and specific direction to the original content. Copying these student work pages partially, or fully, is strictly prohibited.

This educational resource is copyrighted.

- This educational resource is not for resale or distribution.
- This educational resource may not be stored on any other web server.
- It may not be given away at any website or group, through any newsletter, or in any other form.

Permission is granted:

- to store on your personal computer
- to reproduce the printable pages of the educational resource for home schooling or for your individual classroom use ONLY.

Created by Carolyn Wilhelm@2020

All rights reserved