



Elmer!




Your elephant will be much better because you will use colors!

Elmer Elephant



Get one piece of paper 8" & 1/2" or
9" X 12" or 12" X 18"



Fold it the long way twice.
Fold it twice the short way.




Now the paper
has 16 squares.


Now color each square with colorful
patterns, shapes, lines, and circles.



Cut out a square (it will become the ear).
Cut a triangle off. Cut out the "J" also.



See how the trunk makes a J letter?



Now round the corners on the top and
lower right of the paper.



Cut a
slit to
form
the
tail.